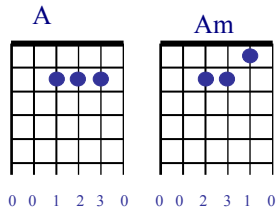


SCHÉMAS D'ACCORDS : 1ÈRE ÉTAPE : MINIMUM VITAL POUR DÉBUTER

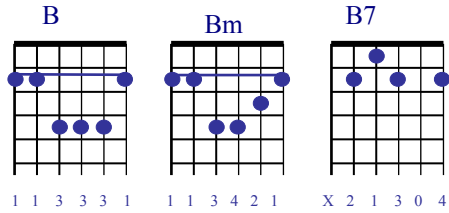
Accords à connaître impérativement dès les débuts (*surtt col. de gche*)

Légende : signe X = corde à ne pas jouer, ou à bloquer
 signe 0 = corde à jouer à vide
 signe ● = facultatif

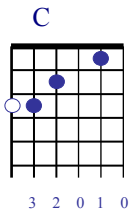
La – A :



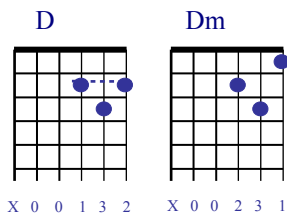
Si – B :



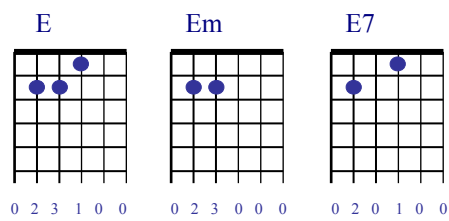
Do – C :



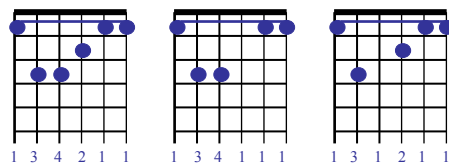
Ré – D :



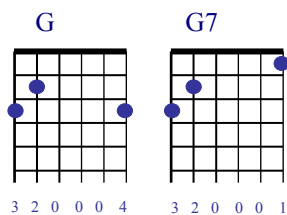
Mi – E :



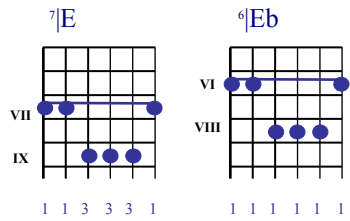
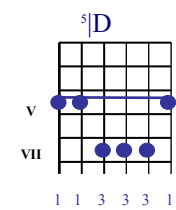
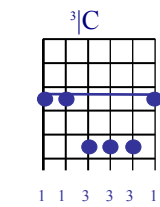
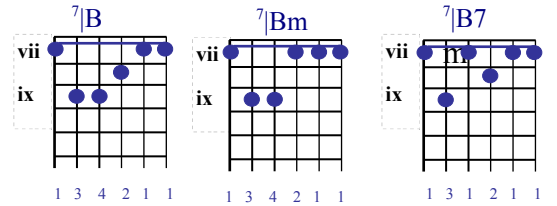
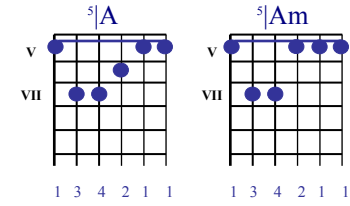
Fa – F :



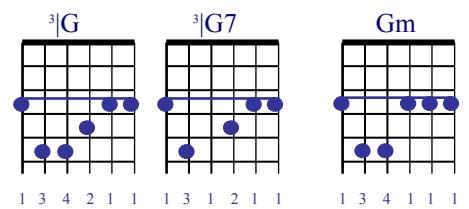
Sol – G :



2^{èmes} positions, utiles en rock
 (*moins en folk-accompagnement de base*)



F



(voir notes supplémentaires au dos)